

0,50mm HI-SPEED SOCKET QSH SERIES

SPECIFICATIONS

For complete specifications see www.samtec.com?QSH

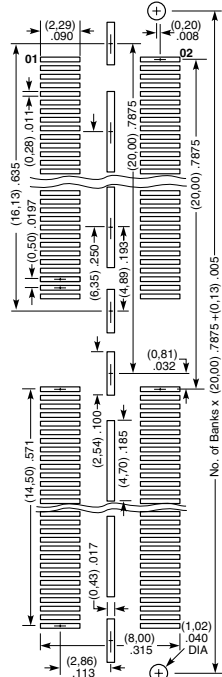
Insulator Material: Liquid Crystal Polymer
Contact Material: Phosphor Bronze
Current Rating: Contacts: 1.25A @ 80°C
 Ground Plane: 9.5A @ 80°C
Operating Temp Range: -65°C to +125°C
Plating: Au over 50µ" (1,27µm) Ni
Voltage Rating: 125 VAC mated with QTH & 5mm Stack Height



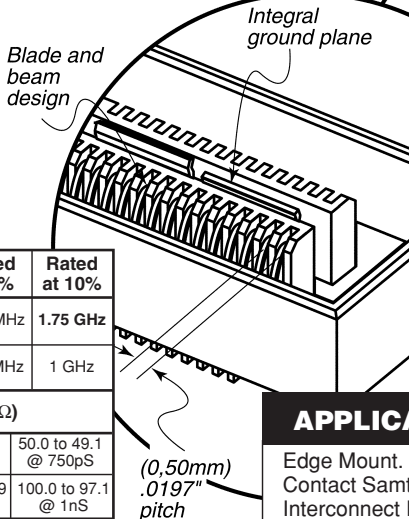
Note: Some lengths, styles and options are non-standard, non-returnable.

Processing:

Max Processing Temp: 230°C for 60 seconds
SMT Lead Coplanarity: (0,10mm) .004" max (030-060) (0,15mm) .006" max (090-150)
Suggested Paste Thickness: For most applications add (0,05mm) .002" to max SMT lead coplanarity
Suggested PCB Layouts: For reference only. Please contact Samtec or go to www.samtec.com?QSH for recommended PCB layout.



Mates with: QTH



STACK HEIGHTS

LEAD STYLE	MATED HEIGHT WITH QTH
-01	(5,03) .198
-02	(8,03) .316
-03	(11,03) .434
-09	(14,03) .552
-04	(16,00) .630
-05	(19,00) .748
-06	(22,00) .866
-07	(25,00) .984
-08	(30,00) 1,181

Processing conditions will affect mated height.

Configuration (5,03mm Stack)	Near End Crosstalk	Prop. Delay	Rated at 5%	Rated at 10%
Single Ended	~5.25% @ 775 MHz	~10% @ 1.75 GHz	42.8pS	775 MHz
Differential Pair	~0.8% @ 585 MHz	~1.1% @ 1 GHz	42.8pS	585 MHz

Configuration (5,03mm Stack)	Impedance Mismatch (Ω)			
Single Ended	50.0 to 43.5 @ 100pS	50.0 to 48.1 @ 250pS	50.0 to 48.9 @ 500pS	50.0 to 49.1 @ 750pS
Differential Pair	100.0 to 87.6 @ 250pS	100.0 to 93.6 @ 500pS	100.0 to 95.9 @ 750pS	100.0 to 97.1 @ 1nS

For complete Test Report logon to www.samtec.com?QSH

APPLICATION SPECIFIC

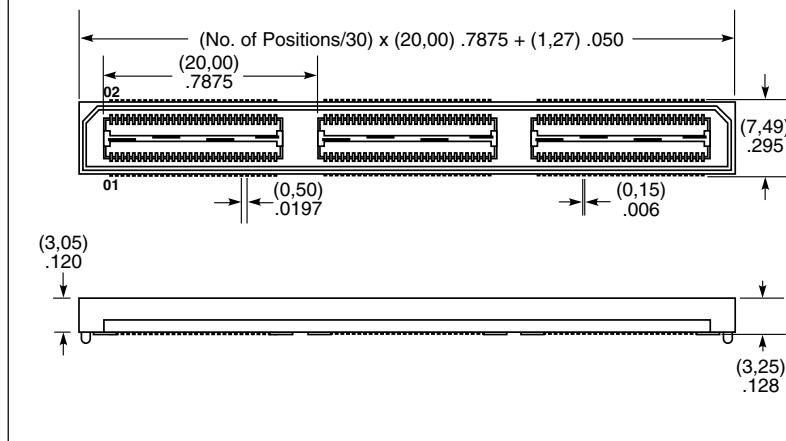
Edge Mount.
 Contact Samtec Interconnect Processing Group: www.samtec.com/standard_products/processing_information/ipg.asp



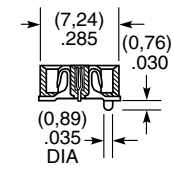
-030, -060, -090, -120, -150
 (60 total positions per bank)

-F
 = Gold Flash on Signal Pins and Ground Plane
-L
 = 10µ" (0,25µm) Gold on Signal Pins and Ground Plane

-K
 = (8,25mm) .325" DIA Polyimide Film Pick & Place Pad
-TR
 = Tape & Reel (-090 positions maximum)
-TY
 = Tray Packaging



APPLICATION SPECIFIC
 30µ" (0,76µm) Gold and Guide Posts available. Call Samtec.



Due to technical progress, all designs, specifications and components are subject to change without notice.

WWW.SAMTEC.COM